




# Get to Know the **ASIAN DEVELOPMENT BANK**


**Bertrand FURNO**

*Executive Director for the  
Constituency Office representing  
Belgium, France, Israel, Italy,  
Portugal, Spain and Switzerland*





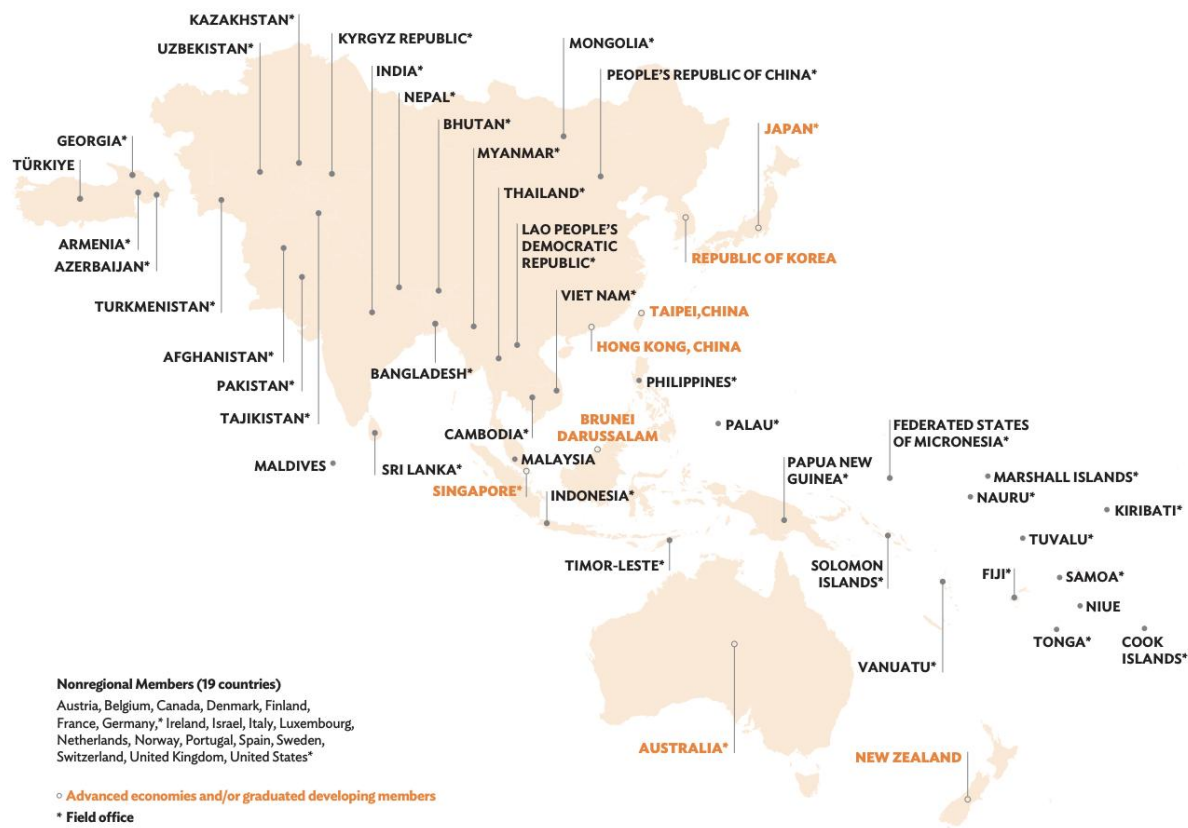
# FOUNDED IN 1966



- 69 members; 50 in the region
- 42 borrowing members in 2025
- Japan and the United States are the 2 largest shareholders



# ADB Membership





# ORGANIZATION



- Board of Governors
- Board of Directors
- President
- Senior Management
- 4,266 employees



# ADB's STRATEGY 2030 VISION



To achieve a prosperous, inclusive, resilient, and sustainable Asia and the Pacific, while sustaining its efforts to eradicate extreme poverty.



## STRATEGY 2030'S SEVEN OPERATIONAL PRIORITIES



Addressing remaining poverty and reducing inequalities



Accelerating progress in gender equality



Tackling climate change, building climate and disaster resilience, and enhancing environmental sustainability



Making cities more livable



Promoting rural development and food security



Strengthening governance and institutional capacity



Fostering regional cooperation and integration



# S2030 Mid-Term Review in 2024

## Strategic Focus Areas

ADB needs to focus on the region's most pressing development issues. The Strategy 2030 Midterm Review lays out five strategic focus areas where ADB can have a bold impact on poverty reduction and economic and social development.



### Climate Action

More than \$100 billion in cumulative climate finance (2019–2030) and for climate finance to reach 50% of the total committed financing volume, by 2030



### Private Sector Development

\$13 billion of ADB's own account financing and all direct mobilization, including a minimum of \$4.5 billion in direct private capital mobilization, and 40% of sovereign operations contributing to private sector development, by 2030



### Regional Cooperation and Public Goods

30% of operations contributing to regional cooperation and integration, including those supporting public goods by 2030



### Digital Transformation

Operations supporting digital transformation expected to grow year over year across sovereign and nonsovereign operations




### Resilience and Empowerment

60% gender mainstreaming across sovereign and nonsovereign operations and 75% of operations supporting poverty reduction and inclusiveness, by 2030



# ADB's LOCAL CHARACTER



- Focusing on Asia and the Pacific
- Prioritizing support for small economies (FCAS and SIDS)
- Promoting regional cooperation and public goods
- Developing domestic financial markets



# ADB's CORE BUSINESS



- Finance
- Knowledge and Technical Assistance
- Partnerships and cofinancing



# SPECIAL FUNDS




- ADB Institute (ADBI)
- Asia Pacific Disaster Response Fund (APDRF)
- Asian Development Fund (ADF)
- Climate Change Fund (CCF)
- Financial Sector Development Partnership Special Fund (FSDPSF)
- Japan Special Fund (JSF)
- Regional Cooperation and Integration Fund (RCIF)
- Technical Assistance Special Fund (TASF)



# ADB's 2025 COMMITMENTS

TOTAL 2025 OPERATIONS

**\$29.3  
BILLION**



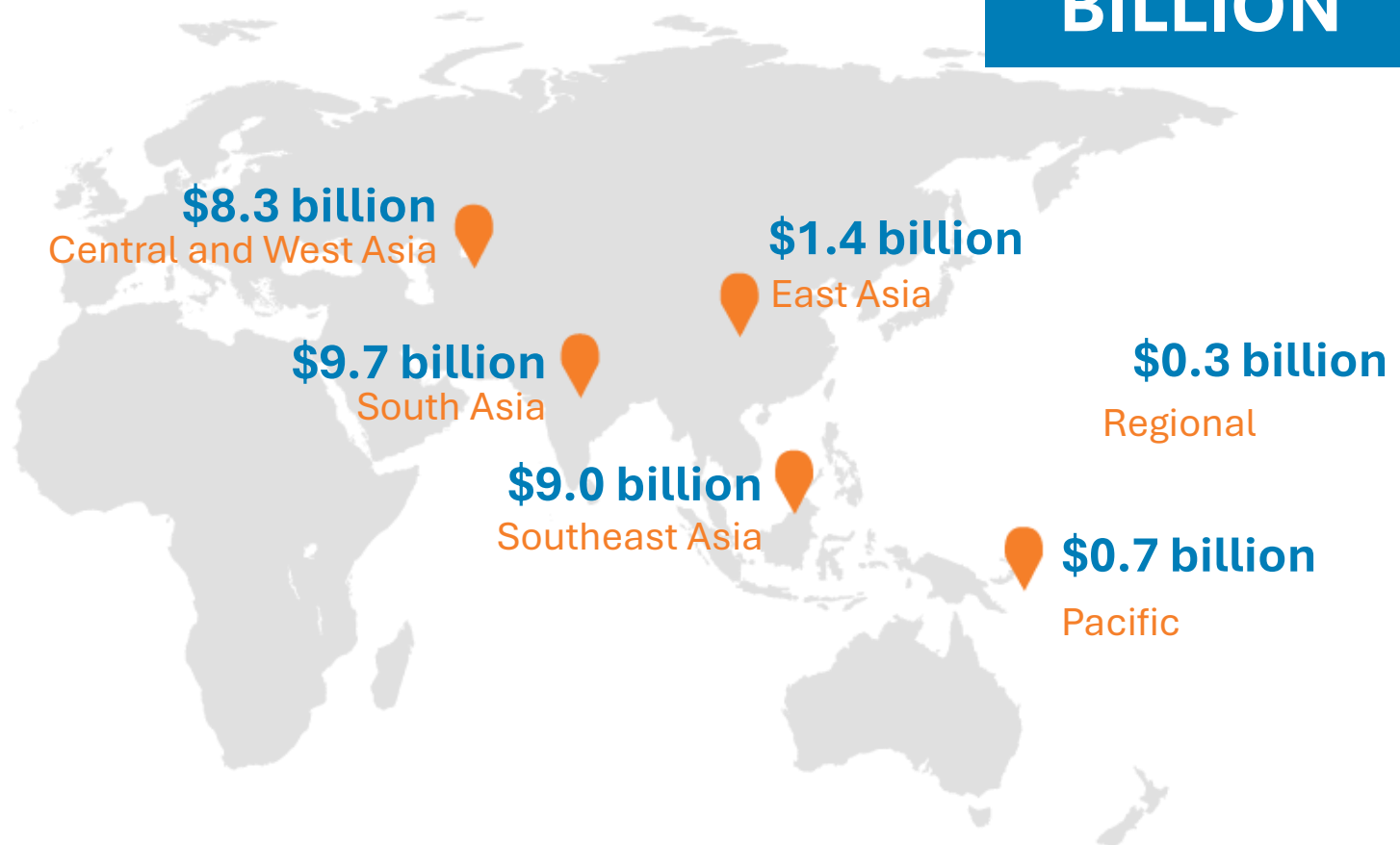
- **\$29.0 billion** in loans, grants, and investments
- **\$286 million** for technical assistance
- **\$14.7 billion** from cofinancing partners including Trust Funds



# ASSISTANCE BY REGION

TOTAL 2025 OPERATIONS

**\$29.3  
BILLION**



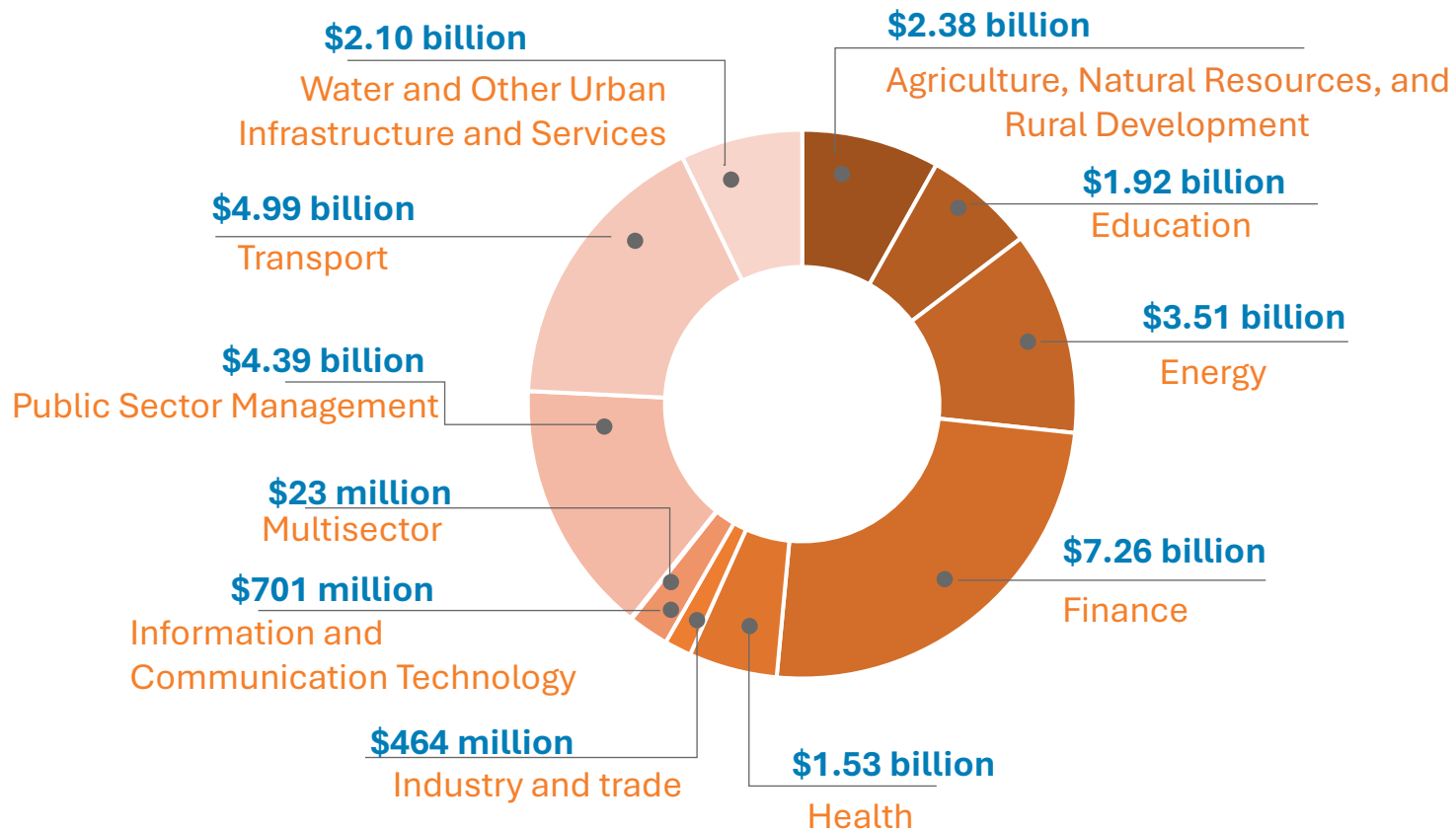


# ASSISTANCE BY SECTOR

TOTAL 2025 OPERATIONS

**\$29.3  
BILLION**

*Note: Numbers may not sum exactly due to rounding.*

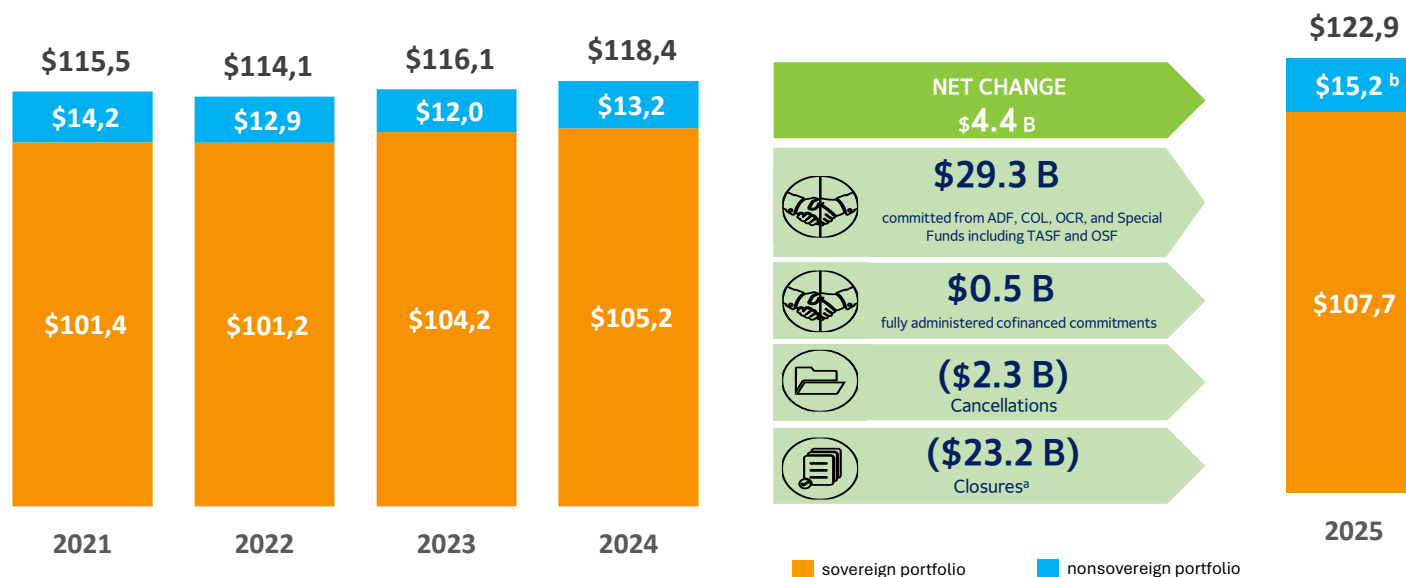




# PORTFOLIO PERFORMANCE

## Active Committed Portfolio Snapshot

Sovereign and Nonsovereign (as of 31 December 2025, \$ billion)



( ) = negative, ADF = Asian Development Fund, COL = Concessional Ordinary Capital Resources Lending, OCR = Ordinary Capital Resources, TASF = Technical Assistance Special Fund, OSF = Other Special Funds.

Notes:  
 Figures may not sum precisely because of rounding.  
 Nonsovereign closures include prepayments, repayment, valuations, disposal of equity investments, and expired guarantees.

<sup>a</sup> Closures in sovereign refer to projects that had reached end of implementation period, i.e., financial transactions from the loan account were finalized. Nonsovereign closures include prepayments, scheduled repayments, divestments, and disposal of equity investments. Closures include reduction in guarantees.

<sup>b</sup> Year-end balance includes fair value adjustments.

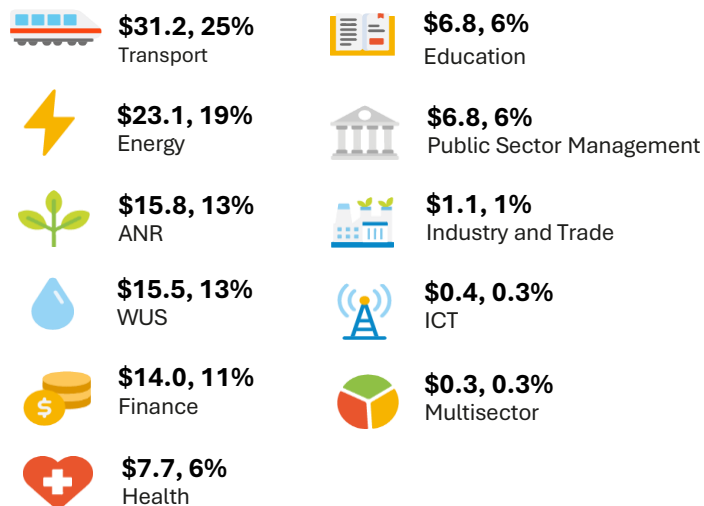


## PORTFOLIO PERFORMANCE

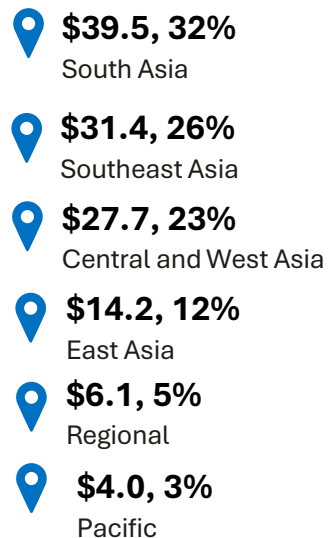
# Active Committed Portfolio by Sector, Region and DMC

Sovereign and Nonsovereign (as of 31 December 2025, \$ billion, %)

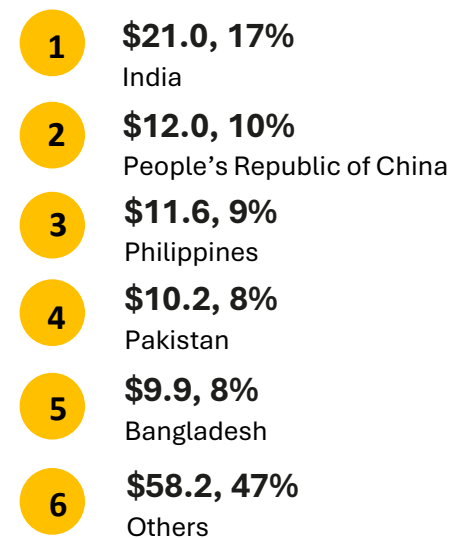
### BY SECTOR



### BY REGION



### BY DEVELOPING MEMBER COUNTRY



ANR = agriculture, natural resources, and rural development; ICT = information and communication technology; WUS = water and other urban infrastructure and services.

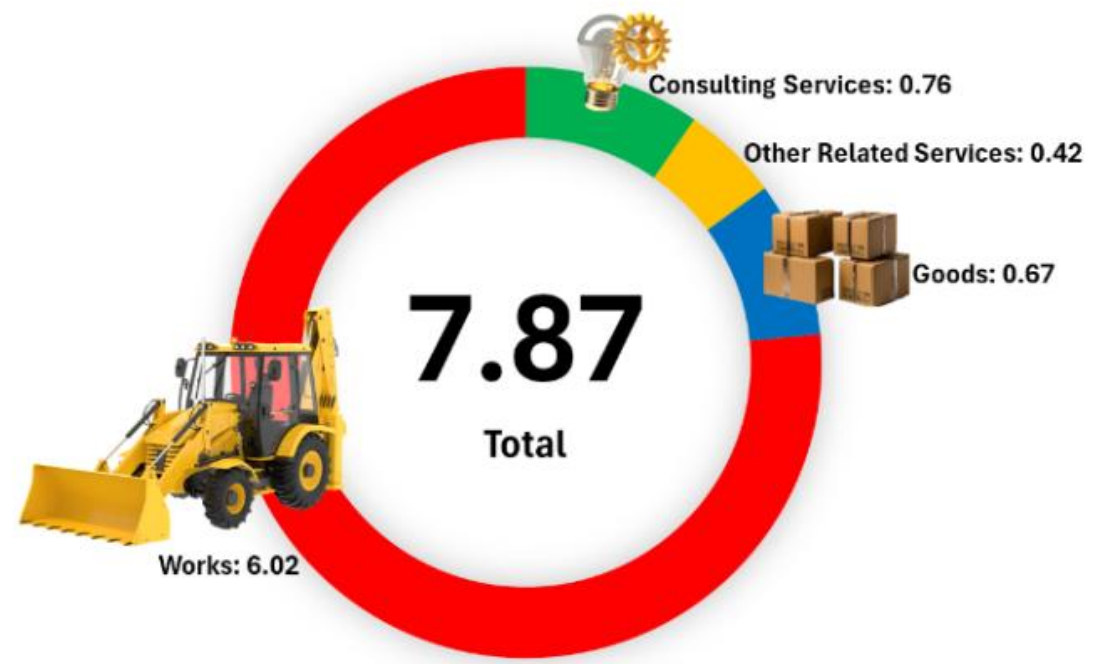
Note: Figures may not sum precisely because of rounding.



## PROCUREMENT

# Value of Awarded Contracts by Procurement Type

Sovereign Operations (as of 31 December 2025, \$ billion)



Source: Asian Development Bank



## Top 10 DMCs in Overall 2025 Procurement of Goods, Works, and Consulting Services by Nationality of Contractors

Rank in 2025 <sup>a</sup>	Rank in 2024 <sup>b</sup>	Nationality of Contractor	Total Procurement		
			Number of contracts	Amount (US\$M)	% of Total
1	7	Philippines <sup>c</sup>	1116	3,078.50	19.67
2	3	China, People's Republic of	554	2,214.53	14.15
3	2	Indonesia	447	2,023.97	12.93
4	1	India	1,348	1,866.37	11.93
5	4	Bangladesh	362	1,231.64	9.38
6	5	Pakistan	421	1,193.92	7.63
7	6	Uzbekistan	189	823.89	5.26
8	8	Sri Lanka	1,536	490.15	3.13
9	45	Thailand	79	363.77	2.32
10	10	Cambodia	266	286.71	1.83
		Grand Total <sup>b</sup>	11,288	15,650.31	100

<sup>a</sup>versus overall rank among DMCs and non-regional members

<sup>b</sup>versus overall 2025 Procurement of Goods, Works, and Consulting Services by Nationality of Contractors

<sup>c</sup>The figures provided include policy-based lending and results-based lending





## Top 10 Non-Regional Members in Overall 2025 Procurement of Goods, Works, and Consulting Services by Nationality of Contractors

Rank in 2025 <sup>a</sup>	Rank in 2024 <sup>b</sup>	Nationality of Contractor	Total Procurement		
			Number of contracts	Amount (US\$M)	% of Total
11	21	Korea, Republic of	118	276.01	1.76
18	44	Japan	66	66.99	0.43
21	33	New Zealand	143	57.74	0.37
23	34	Spain	71	37.31	0.24
27	30	United Kingdom	391	29.34	0.19
28	30	Luxembourg	4	25.22	0.16
29	31	United States	368	24.65	0.16
30	52	Switzerland	28	19.64	0.13
32	24	Germany	113	19.40	0.12
33	32	France	78	18	0.12
		Grand Total <sup>b</sup>			100

<sup>a</sup>versus overall rank among DMCs and non-regional members

<sup>b</sup>versus overall 2025 Procurement of Goods, Works, and Consulting Services by Nationality of Contractors





# 2025 Overall procurement for the Constituency

Nationality of Contractor	Goods & Works and Related Services				Consulting Services				Total Procurement			
	No.	Amount (US\$M)	% of Total	Rank	No.	Amount (US\$M)	% of Total	Rank	No.	Amount (US\$M)	% of Total	Rank
Belgium	-	-	-	-	20	7.71	1.02	24	20	7.71	0.05	39
France	-	-	-	-	78	18.00	2.37	15	78	18.00	0.12	33
Israel	-	-	-	-	1	0.05	0.01	65	1	0.05	0.00	67
Italy	-	-	-	-	95	12.64	1.67	19	95	12.64	0.08	34
Portugal	-	-	-	-	22	0.79	0.10	50	22	0.79	0.01	58
Spain	2	1.41	0.01	43	69	35.91	4.73	7	71	37.31	0.24	23
Switzerland	1	2.40	0.02	37	27	17.24	2.27	16	28	19.64	0.13	30





[www.adb.org](http://www.adb.org)



[/AsianDevBank](https://www.facebook.com/AsianDevBank)



[@ADB\\_HQ](https://twitter.com/ADB_HQ)



[/AsianDevelopmentBank](https://www.youtube.com/AsianDevelopmentBank)



[/AsianDevelopmentBank](https://www.whatsapp.com/channel/AsianDevelopmentBank)